






**Legend**  
 Permit Classification

-  Bridge Weight Restriction
-  Bridge Closed
-  Contact Dallas County
-  Overweight Not Allowed
-  One Lane Bridge



**Dallas County**  
 Annual Oversize/Overweight Routes  
 Updated 2/4/2014